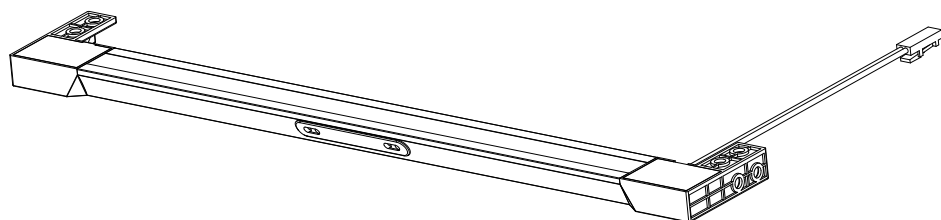
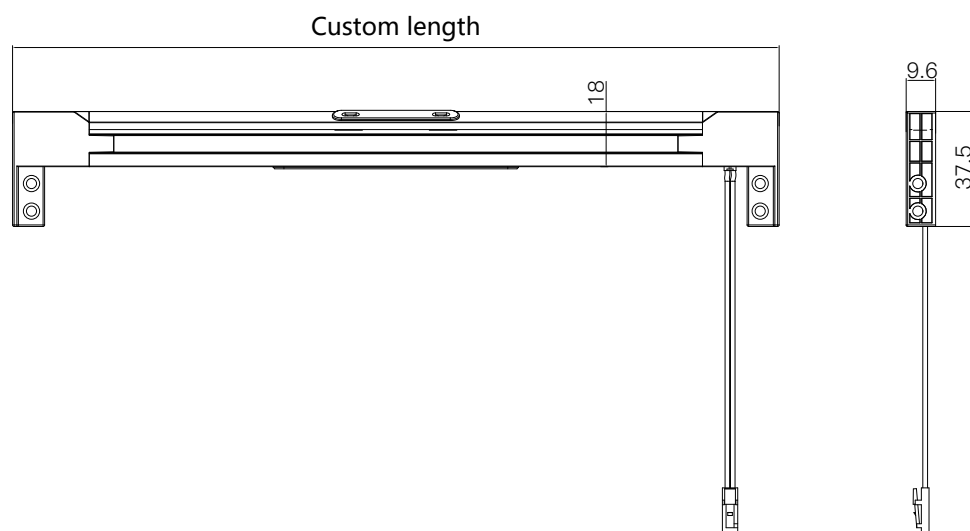


A2517 Pull-out Basket Sterilization Light

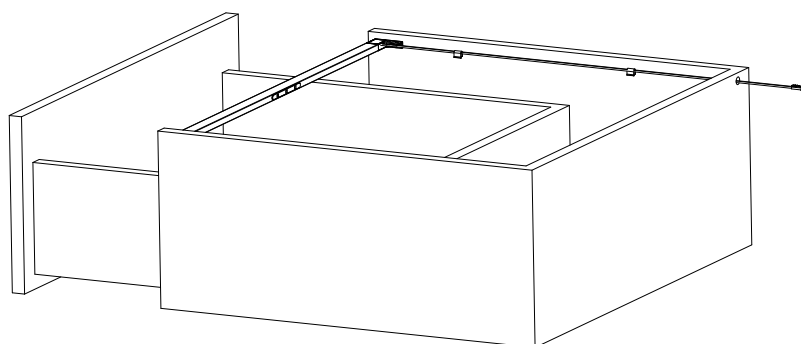


1.Product Dimensions

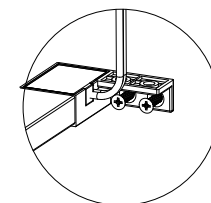
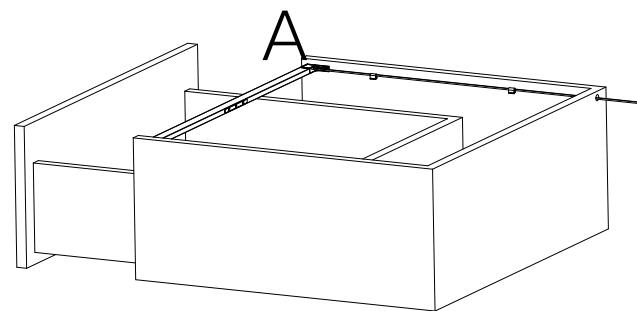


2. Installation

The luminaire is installed at a distance of 10MM from the door panel, and the lamp wires are secured using cable clamps.



Secure both side covers with screws for top or side mounting. After installation is completed, power on to illuminate (Note: automatic sterilization initiates 5 seconds after closing the drawer).



Enlarged view atlocation A

3.Warranty Instructions

- 5.1 The warranty period is three years from the date of manufacture;
- 5.2 For products under warranty, if defects in materials or workmanship occur during normal use and maintenance within the warranty period, and upon verification, our company will provide free repairs and replacement parts;
- 5.3 For products beyond the free warranty period, our company can also provide repair services, but parts and labor costs will be charged as appropriate.

